

>>> GET UP TO SPEED WITH CREO 8 THROUGH CREO 11

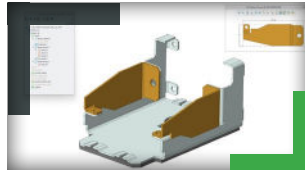
Deliver your best designs in less time. Upgrade to the latest release for core modeling enhancements, productivity improvements, and the breakthrough capabilities you expect from the software you trust. Every year PTC makes it easier and faster to do your job. Think about what's possible, and **GET UP TO SPEED.**



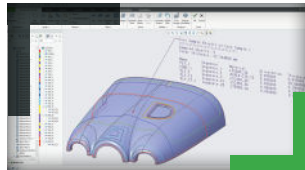
>>> THE CREO ADVANTAGE:

Creo is the 3D CAD solution that helps you accelerate product innovation to build better products faster. Easy-to-learn Creo uses a model-based approach to seamlessly take you from the earliest phases of product design to manufacturing and beyond. Combining powerful, proven functionality with new technologies including generative design, real-time simulation, advanced manufacturing, IIoT and augmented reality, Creo helps you iterate faster, reduce costs and improve product quality. Creo is also available as a SaaS product, providing innovative cloud-based tools for real-time collaboration and streamlined license management and deployment. The world of product development moves quickly, and only Creo delivers the transformative tools you need to build competitive advantage and gain market share.


CREO 11 BRINGS YOU...



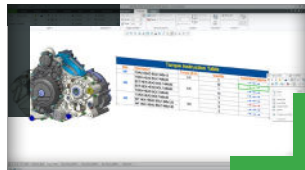
Usability and Productivity Enhancements. Every year, PTC and Creo make it easier and faster to do your job. Creo 11 is no exception with support for the multibody design of sheetmetal parts, improved Spot welding, easier surface selection, and better modeling tools.



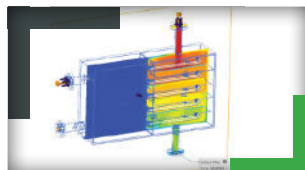
Enhanced Composites Capabilities. Leverage expanded functionalities around transitions, laminate section, and draping simulation. With zone based design, automatically create plies. Increase composite product quality through support of leading laser projection formats.



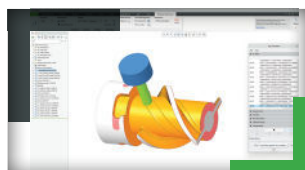
Enhanced Electrification Design. Creo 11 has improved tools for cabling including cabling tree enhancements and remove locations capability. Gain more flexibility to control the presentation of various layers in ECAD with improved context data visibility.



Expanded MBD Capabilities. Creo 11 gives you powerful model-based definition tools to provide greater clarity with less effort. Discover the latest enhancements to tables, semantic query on inheritance models, and GD&T Advisor.



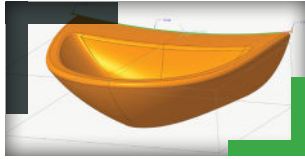
Expansion of Simulation and Optimization. Improve your products with enhanced simulation-driven design tools. Accurately predict heat transfer of combinations of solids and fluid flow. Get support for transient structural simulation (time dependent boundary conditions). And optimize your designs faster with generative design enhancements.



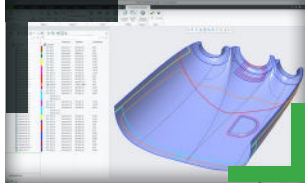
Broader Subtractive and Additive Manufacturing. Make it easier for you to deliver high-quality manufacturable products. The latest additive functionalities make creating complex lattices easy. In subtractive manufacturing, high-speed milling now supports 4-Axis rotary roughing and finishing toolpaths.

//////

CREO 10 BRINGS YOU...



Usability and Productivity Enhancements. Manage your model trees better, access enhanced modeling tools with Sketcher, holes and patterns, multibody split/trim, and Warp and Freestyle surface enhancements.



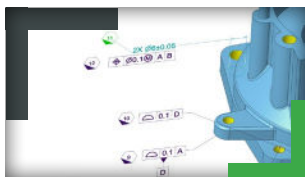
New Composites Capabilities. Introducing a new dedicated composite design and manufacturing environment within Creo. Offering a broad set of functionality to define individual ply layup, ply sections, transitions, ply order and even create resulting solid geometry and Inner Mold Line (IML) quilt. Optimize your structure to ensure strong but lightweight results.



Enhanced Electrification Design. Electrification is becoming a key initiative for many industries. Creo has improved design tools for cable and harness design to help you create and manage wiring harnesses. Explore the Split/Merge Harness Tool for Cabling, the new application-centric management tree and new ECAD capabilities.



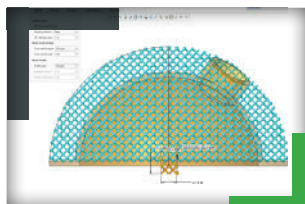
Enhanced Ergonomics Design. The latest enhancements to Creo allow you to account for the range of movement, the field of vision and uniqueness of users in a safe and efficient manner. The Visual Field can now perform reflection analysis and Manikins can now support multiple reach envelopes.



Easier Model-based Definition (MBD) and Digital Thread. Discover the latest enhancements to related symbols, EZ Tolerance and GD&T Advisor.




Expansion of Simulation and Optimization. Introducing Creo Ansys Simulation Advanced, the latest addition to the Creo simulation offerings. Introducing new capabilities for non-linear materials, non-linear contact and combined thermal and structural analysis. Generative design has been improved with constraints for planar and rotational symmetry.

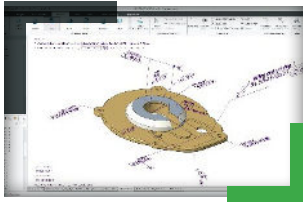


Broader Subtractive and Additive Manufacturing Capabilities. The latest additive functionalities allow users to create several new beam-based lattice types and support the creation of IWP cell lattices. In subtractive manufacturing, high-speed milling now supports barrel tools for both wall and floor 5-axis finish.

//////////
CREO 9 BRINGS YOU...




Usability and Productivity Enhancements. Model tree management has never been easier, and a divided surfaces function simplifies analysis and expands MBD capabilities. Sketcher, multibody, and ECAD are better than ever. Simple and powerful Freestyle brushes allow unrivaled sculpting of organic geometric shapes.



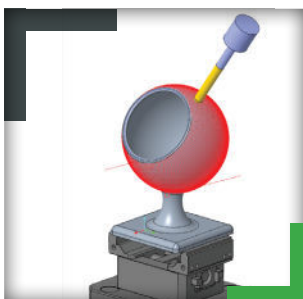
Easier Model-based Definition (MBD) and Detailing. You'll find intuitive workflows for the creation, placement and editing of surface finish symbols, along with semantic surface finish annotations that are compliant with the latest ASME and ISO standards. Detailing is also easier thanks to new drawing hatch patterns.



Enhanced Ergonomics Design. People who use your products don't come in one shape or size. Now you can create custom manikins, save them in your library, and manipulate them as you wish. The innovative Visual field features shows the impact of design choices on users' field of view.




Expansion of Simulation and Generative Capabilities. With Creo Simulation Live, you can now do simultaneous structural and thermal analyses, and include gyroid and lattice features in fluid studies. Using generative design, you can design products to a specified safety factor as well as perform modal optimizations.

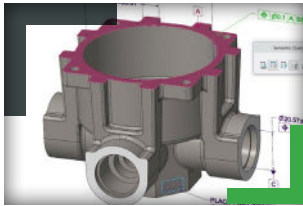


Broader Subtractive and Additive Manufacturing Capabilities. Improve machined surface finish with geodesic 5-axis finishing toolpaths. You also can now create open quilt skin lattices with additive manufacturing.

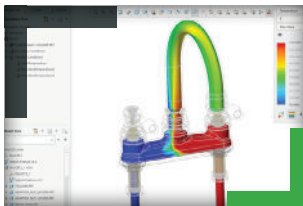
//////////
CREO 8 BRINGS YOU...



Usability and Productivity Enhancements. Take advantage of improved tools to document and visualize model structure as well as inseparable assemblies. There are also expanded capabilities for hole creation.

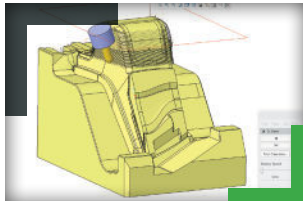


Easier Model-based Definition (MBD) and Detailing. A modernized symbol interface streamlines model-based definition workflows. GD&T advisor gives you enhanced support for assemblies.



Expansion of optimization and simulation. With Creo Generative Design, you can enjoy easier optimization setup with automatic envelope, as well as expanded support for casting designs. Creo Simulation Live now includes steady state fluid support.*

*Please note: Ansys-powered products are not eligible for Remix or Restack.



Broader Additive and Subtractive Manufacturing Capabilities. Use simulation-driven lattices to eliminate the manual process of adding variability to lattices. For subtractive manufacturing, Creo now supports 5-axis high speed milling.

Please visit the [PTC support page](#) for the most up-to-date platform support and system requirements.

© 2024, PTC Inc. (PTC). All rights reserved. Information described herein is furnished for informational use only, is subject to change without notice, and should not be taken as a guarantee, commitment, or offer by PTC. PTC, the PTC logo, and all PTC product names and logos are trademarks or registered trademarks of PTC and/or its subsidiaries in the United States and other countries. All other product or company names are property of their respective owners. The timing of any product release, including any features or functionality, is subject to change at PTC's discretion. [418104_Creo_4_9_0324](#)